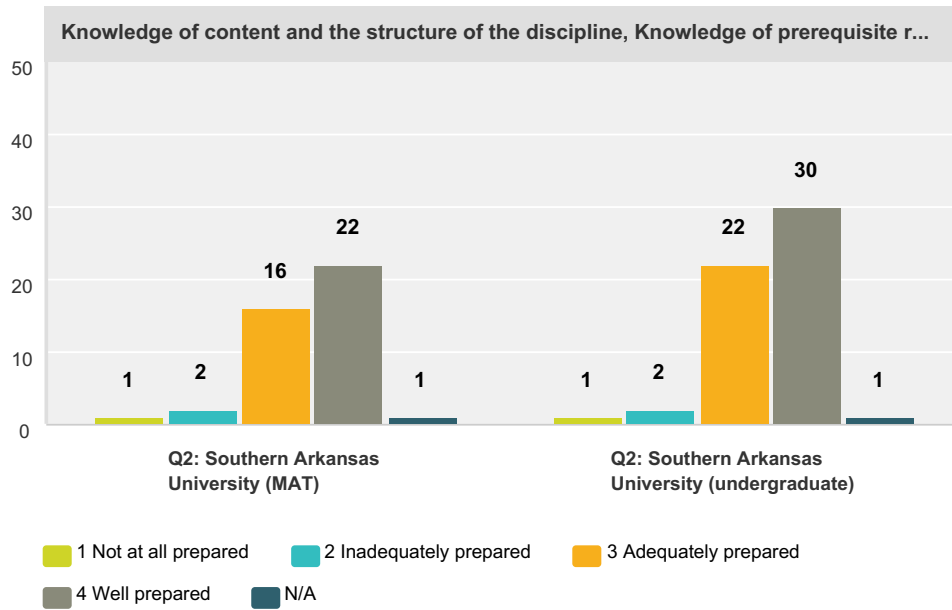


### Q18 Component 1a: Demonstrating Knowledge of Content and Pedagogy

Answered: 98 Skipped: 1

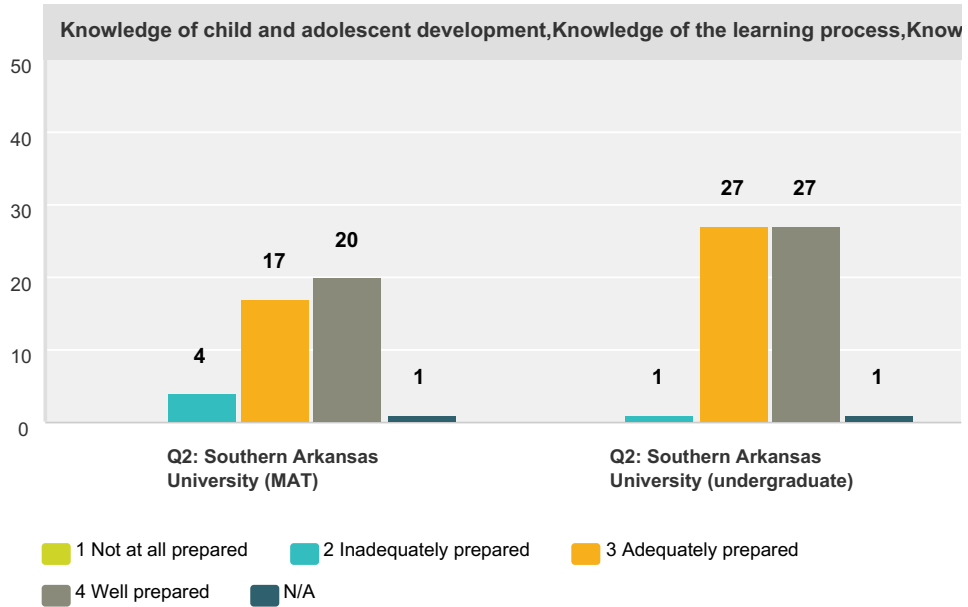


Knowledge of content and the structure of the discipline, Knowledge of prerequisite relationships, and Knowledge of content-related pedagogy						
	1 Not at all prepared	2 Inadequately prepared	3 Adequately prepared	4 Well prepared	N/A	Total
Q2: Southern Arkansas University (MAT)	2% 1	5% 2	38% 16	52% 22	2% 1	43% 42
Q2: Southern Arkansas University (undergraduate)	2% 1	4% 2	39% 22	54% 30	2% 1	57% 56

### Q19 Component 1b: Demonstrating Knowledge of Students

Answered: 98 Skipped: 1

## 2016 (Spring) Novice Teacher Survey

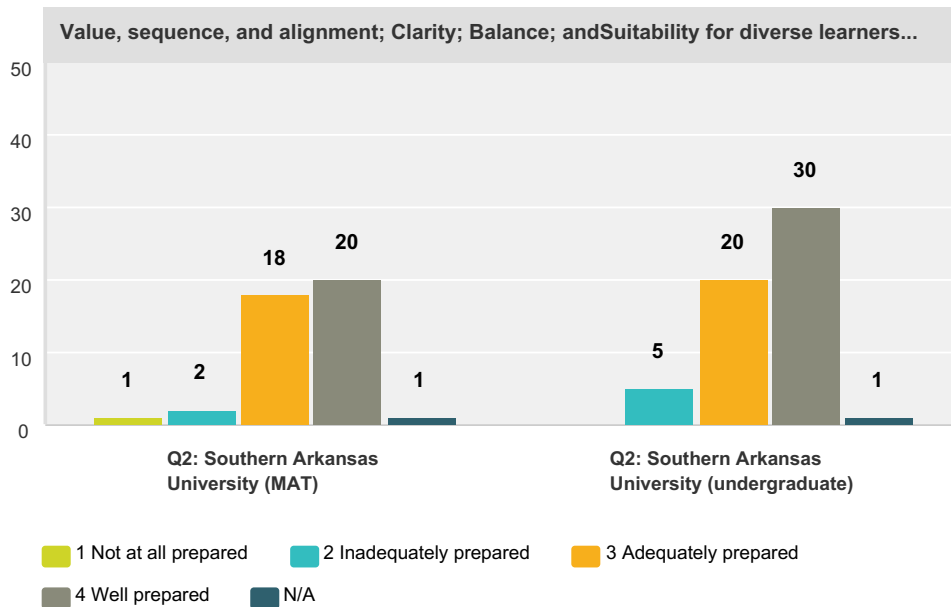


**Knowledge of child and adolescent development, Knowledge of the learning process, Knowledge of students' skills, knowledge, and language proficiency, Knowledge of students' interests and cultural heritage, and Knowledge of students' special needs.**

	1 Not at all prepared	2 Inadequately prepared	3 Adequately prepared	4 Well prepared	N/A	Total
Q2: Southern Arkansas University (MAT)	0%	10%	40%	48%	2%	43%
	0	4	17	20	1	42
Q2: Southern Arkansas University (undergraduate)	0%	2%	48%	48%	2%	57%
	0	1	27	27	1	56

## Q20 Component 1c: Setting Instructional Outcomes

Answered: 98 Skipped: 1

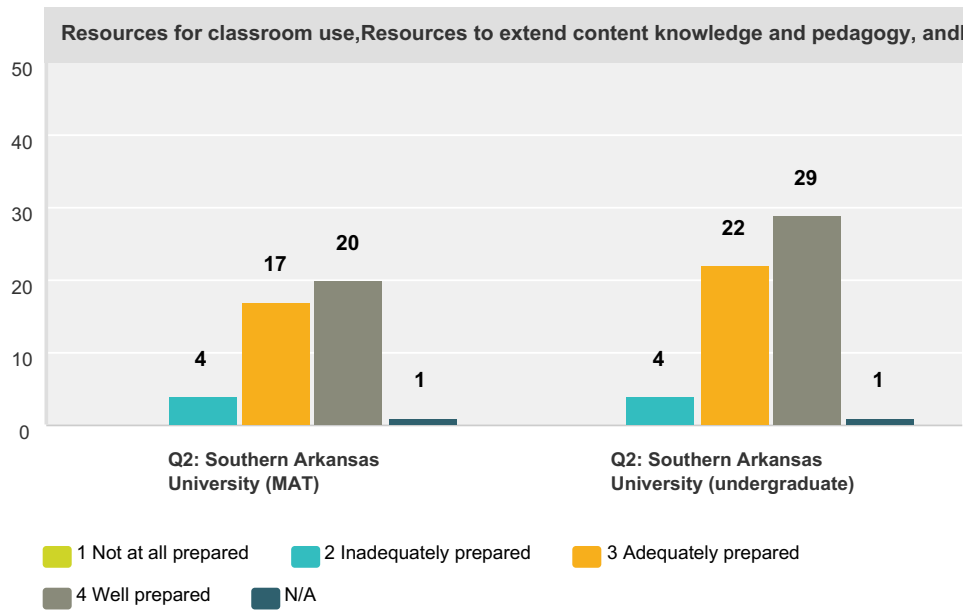


## 2016 (Spring) Novice Teacher Survey

Value, sequence, and alignment; Clarity; Balance; and Suitability for diverse learners.						
	1 Not at all prepared	2 Inadequately prepared	3 Adequately prepared	4 Well prepared	N/A	Total
Q2: Southern Arkansas University (MAT)	2% 1	5% 2	43% 18	48% 20	2% 1	43% 42
Q2: Southern Arkansas University (undergraduate)	0% 0	9% 5	36% 20	54% 30	2% 1	57% 56

### Q21 Component 1d: Demonstrating Knowledge of Resources

Answered: 98 Skipped: 1

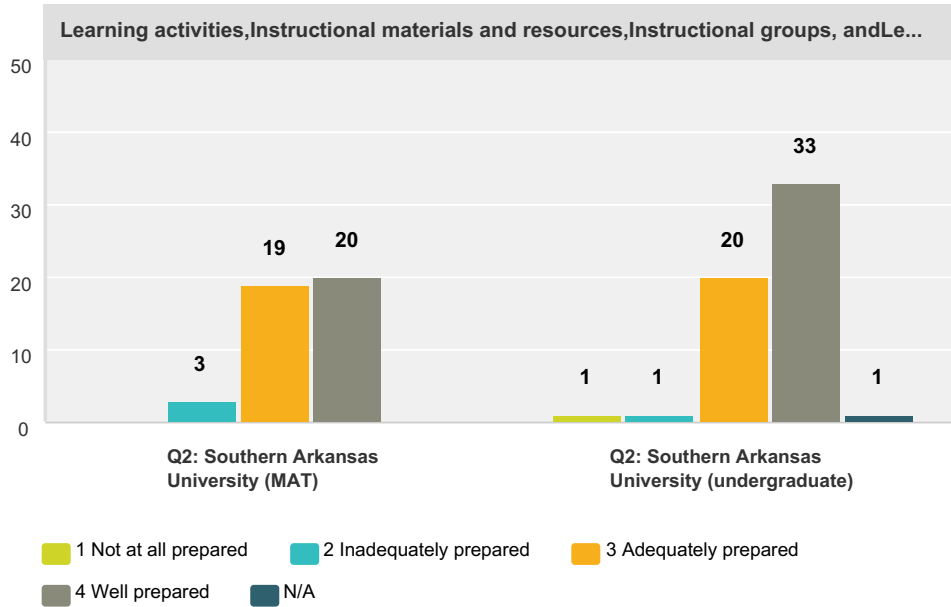


Resources for classroom use, Resources to extend content knowledge and pedagogy, and Resources for students.						
	1 Not at all prepared	2 Inadequately prepared	3 Adequately prepared	4 Well prepared	N/A	Total
Q2: Southern Arkansas University (MAT)	0% 0	10% 4	40% 17	48% 20	2% 1	43% 42
Q2: Southern Arkansas University (undergraduate)	0% 0	7% 4	39% 22	52% 29	2% 1	57% 56

### Q22 Component 1e: Designing Coherent Instruction

Answered: 98 Skipped: 1

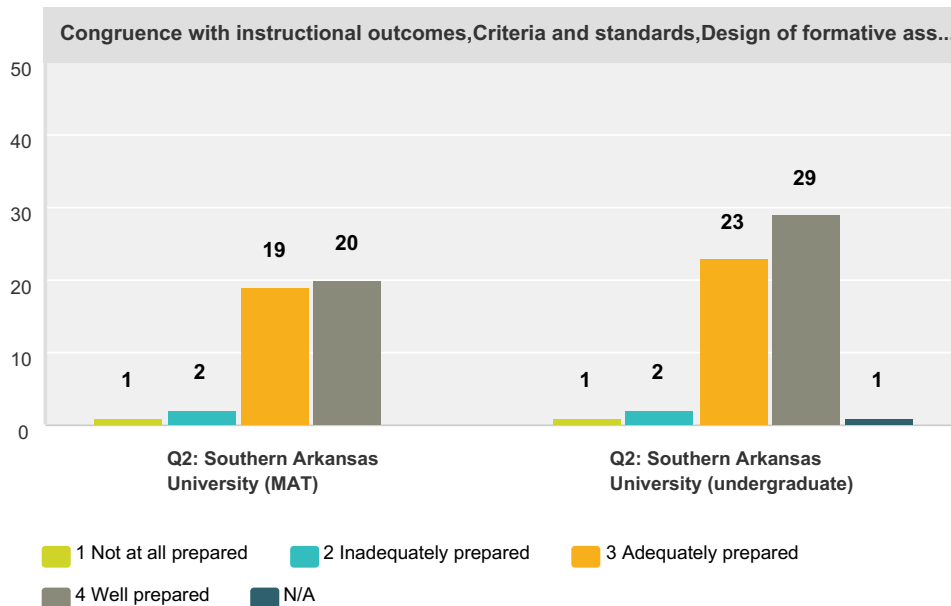
## 2016 (Spring) Novice Teacher Survey



Learning activities,Instructional materials and resources,Instructional groups, andLesson and unit structure.						
	1 Not at all prepared	2 Inadequately prepared	3 Adequately prepared	4 Well prepared	N/A	Total
Q2: Southern Arkansas University (MAT)	0%	7%	45%	48%	0%	43%
	0	3	19	20	0	42
Q2: Southern Arkansas University (undergraduate)	2%	2%	36%	59%	2%	57%
	1	1	20	33	1	56

## Q23 Component 1f: Designing Student Assessments

Answered: 98 Skipped: 1

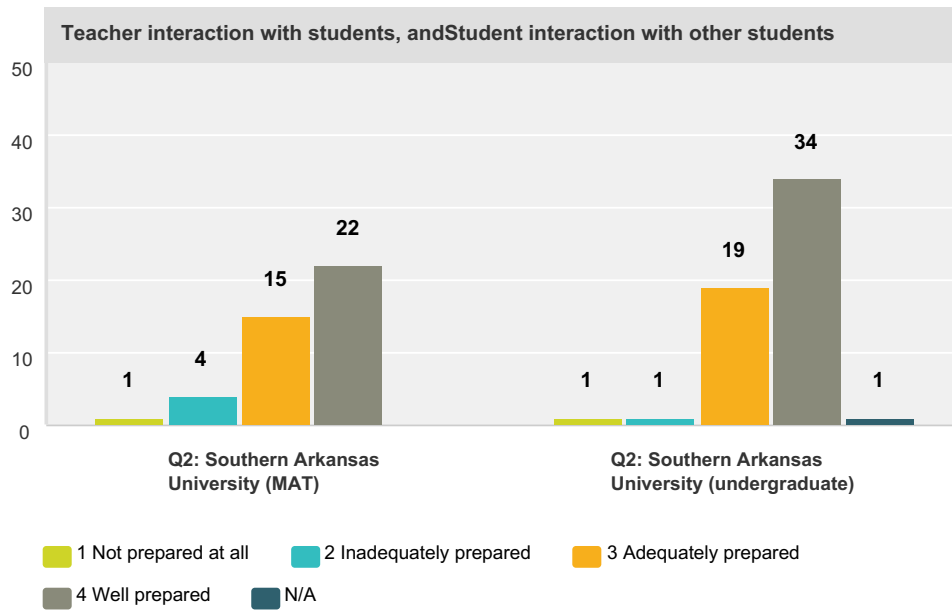


## 2016 (Spring) Novice Teacher Survey

Congruence with instructional outcomes, Criteria and standards, Design of formative assessments, and Use for planning.						
	1 Not at all prepared	2 Inadequately prepared	3 Adequately prepared	4 Well prepared	N/A	Total
Q2: Southern Arkansas University (MAT)	2% 1	5% 2	45% 19	48% 20	0% 0	43% 42
Q2: Southern Arkansas University (undergraduate)	2% 1	4% 2	41% 23	52% 29	2% 1	57% 56

### Q24 Component 2a: Creating an Environment of Respect and Rapport

Answered: 98 Skipped: 1

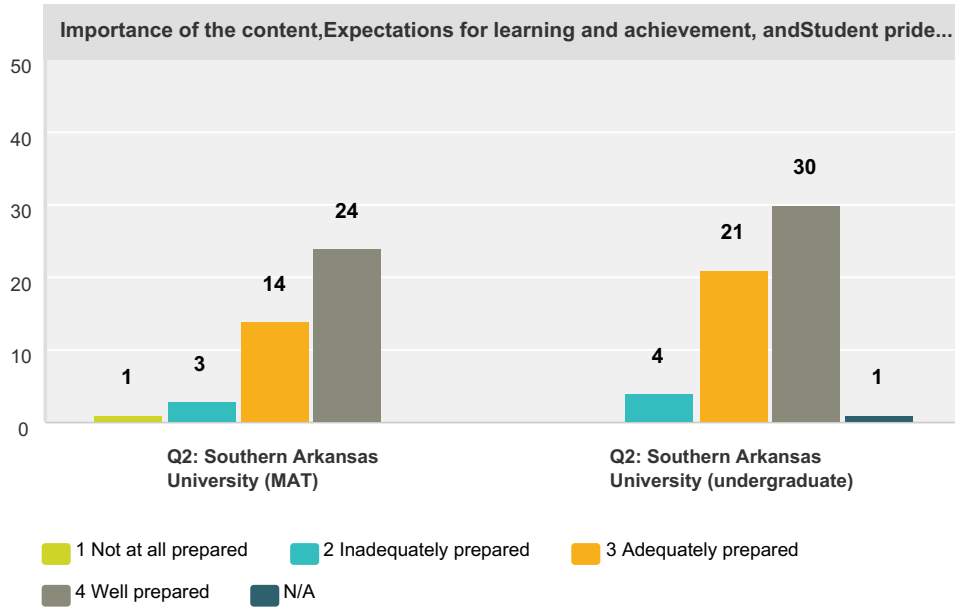


Teacher interaction with students, and Student interaction with other students						
	1 Not prepared at all	2 Inadequately prepared	3 Adequately prepared	4 Well prepared	N/A	Total
Q2: Southern Arkansas University (MAT)	2% 1	10% 4	36% 15	52% 22	0% 0	43% 42
Q2: Southern Arkansas University (undergraduate)	2% 1	2% 1	34% 19	61% 34	2% 1	57% 56

### Q25 Component 2b: Establishing a Culture for Learning

Answered: 98 Skipped: 1

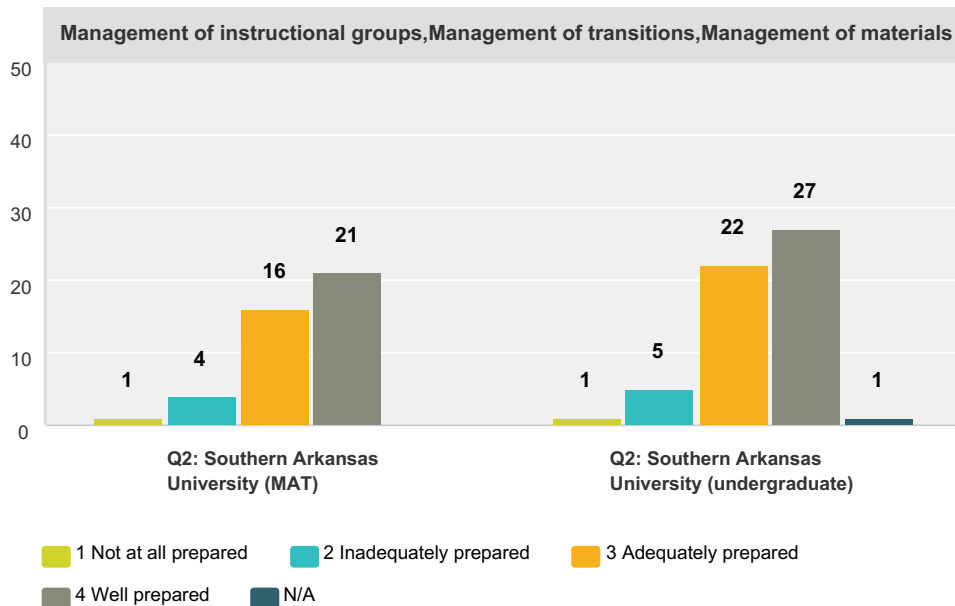
## 2016 (Spring) Novice Teacher Survey



Importance of the content, Expectations for learning and achievement, and Student pride in work.						
	1 Not at all prepared	2 Inadequately prepared	3 Adequately prepared	4 Well prepared	N/A	Total
Q2: Southern Arkansas University (MAT)	2% 1	7% 3	33% 14	57% 24	0% 0	43% 42
Q2: Southern Arkansas University (undergraduate)	0% 0	7% 4	38% 21	54% 30	2% 1	57% 56

## Q26 Component 2c: Managing Classroom Procedures

Answered: 98    Skipped: 1

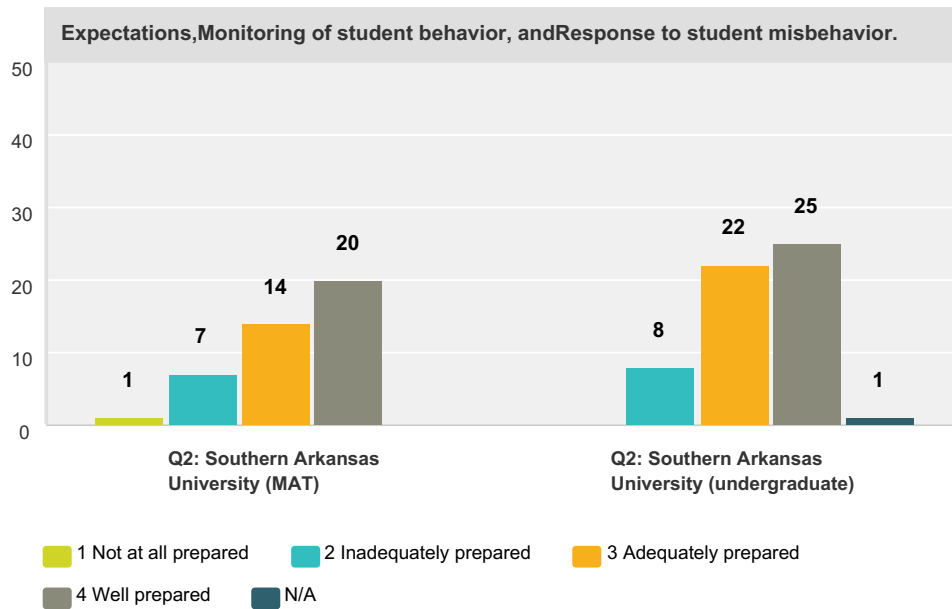


## 2016 (Spring) Novice Teacher Survey

Management of instructional groups, Management of transitions, Management of materials and supplies, Performance of non-instructional duties, and Supervision of volunteers and paraprofessionals.						
	1 Not at all prepared	2 Inadequately prepared	3 Adequately prepared	4 Well prepared	N/A	Total
Q2: Southern Arkansas University (MAT)	2% 1	10% 4	38% 16	50% 21	0% 0	43% 42
Q2: Southern Arkansas University (undergraduate)	2% 1	9% 5	39% 22	48% 27	2% 1	57% 56

### Q27 Component 2d: Managing Student Behavior

Answered: 98 Skipped: 1

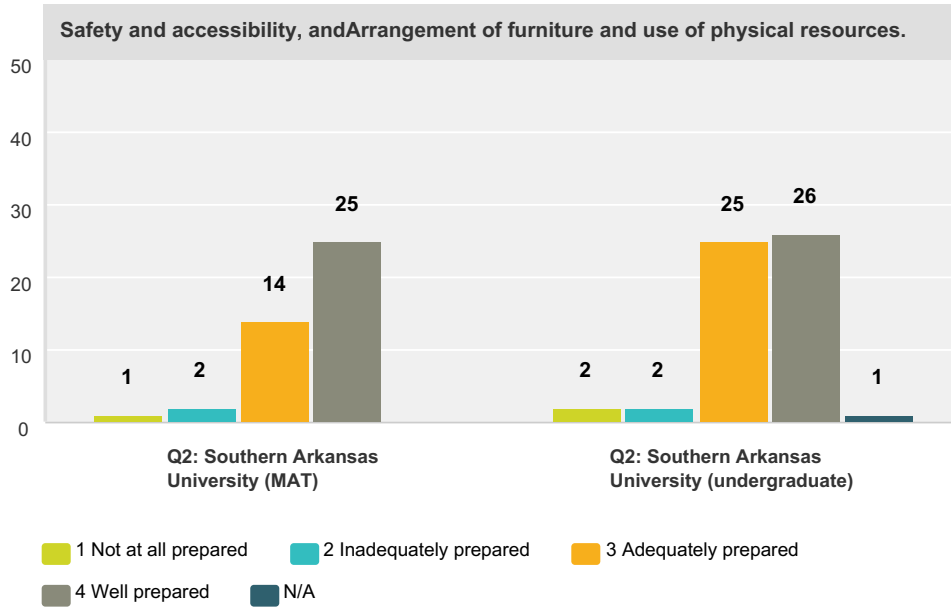


Expectations, Monitoring of student behavior, and Response to student misbehavior.						
	1 Not at all prepared	2 Inadequately prepared	3 Adequately prepared	4 Well prepared	N/A	Total
Q2: Southern Arkansas University (MAT)	2% 1	17% 7	33% 14	48% 20	0% 0	43% 42
Q2: Southern Arkansas University (undergraduate)	0% 0	14% 8	39% 22	45% 25	2% 1	57% 56

### Q28 Component 2e: Organizing Physical Space

Answered: 98 Skipped: 1

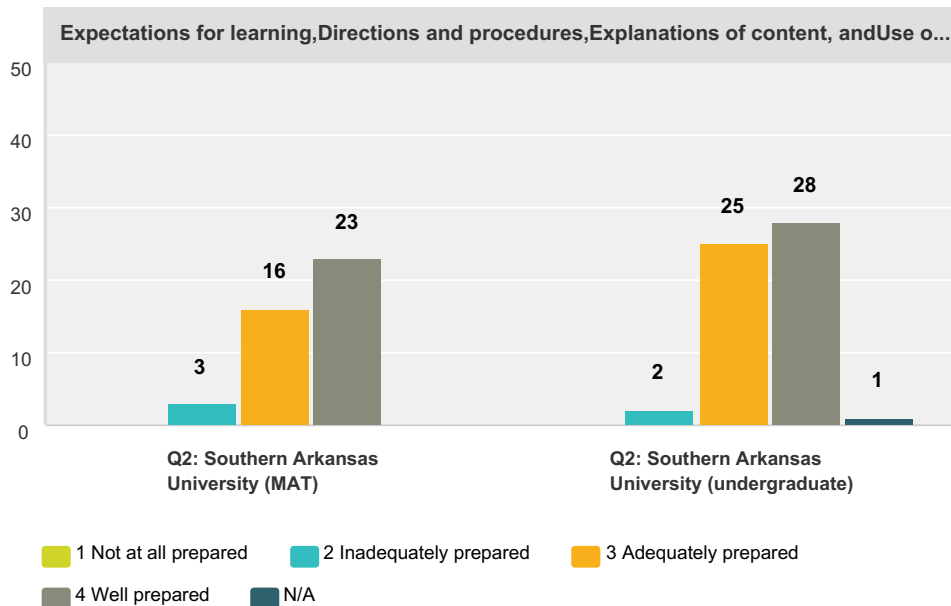
## 2016 (Spring) Novice Teacher Survey



Safety and accessibility, and Arrangement of furniture and use of physical resources.						
	1 Not at all prepared	2 Inadequately prepared	3 Adequately prepared	4 Well prepared	N/A	Total
Q2: Southern Arkansas University (MAT)	2% 1	5% 2	33% 14	60% 25	0% 0	43% 42
Q2: Southern Arkansas University (undergraduate)	4% 2	4% 2	45% 25	46% 26	2% 1	57% 56

## Q29 Component 3a: Communicating with Students

Answered: 98    Skipped: 1



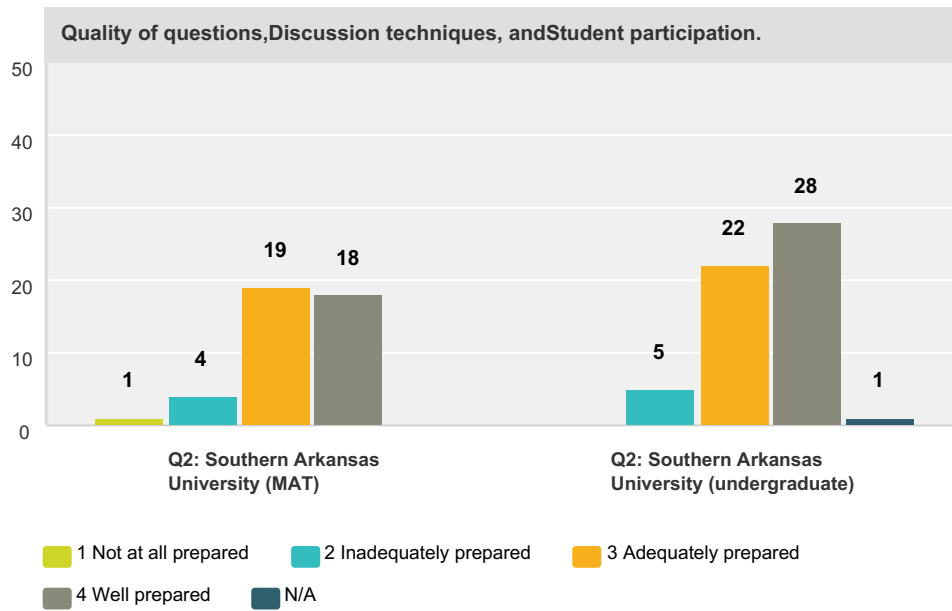


## 2016 (Spring) Novice Teacher Survey

Expectations for learning, Directions and procedures, Explanations of content, and Use of oral and written language.						
	1 Not at all prepared	2 Inadequately prepared	3 Adequately prepared	4 Well prepared	N/A	Total
Q2: Southern Arkansas University (MAT)	0% 0	7% 3	38% 16	55% 23	0% 0	43% 42
Q2: Southern Arkansas University (undergraduate)	0% 0	4% 2	45% 25	50% 28	2% 1	57% 56

### Q30 Component 3b: Using Questioning and Discussion Techniques

Answered: 98 Skipped: 1

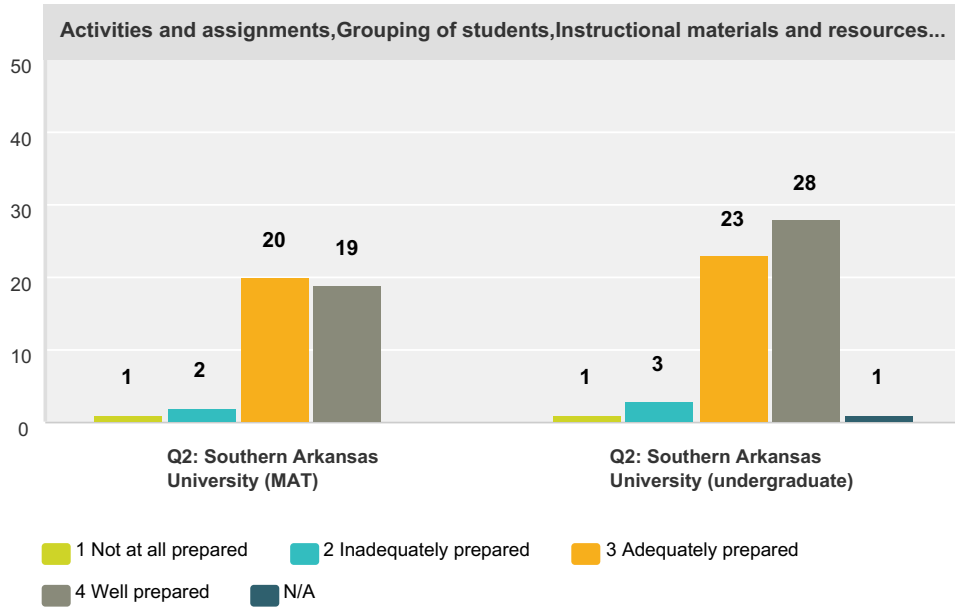


Quality of questions, Discussion techniques, and Student participation.						
	1 Not at all prepared	2 Inadequately prepared	3 Adequately prepared	4 Well prepared	N/A	Total
Q2: Southern Arkansas University (MAT)	2% 1	10% 4	45% 19	43% 18	0% 0	43% 42
Q2: Southern Arkansas University (undergraduate)	0% 0	9% 5	39% 22	50% 28	2% 1	57% 56

### Q31 Component 3c: Engaging Students in Learning

Answered: 98 Skipped: 1

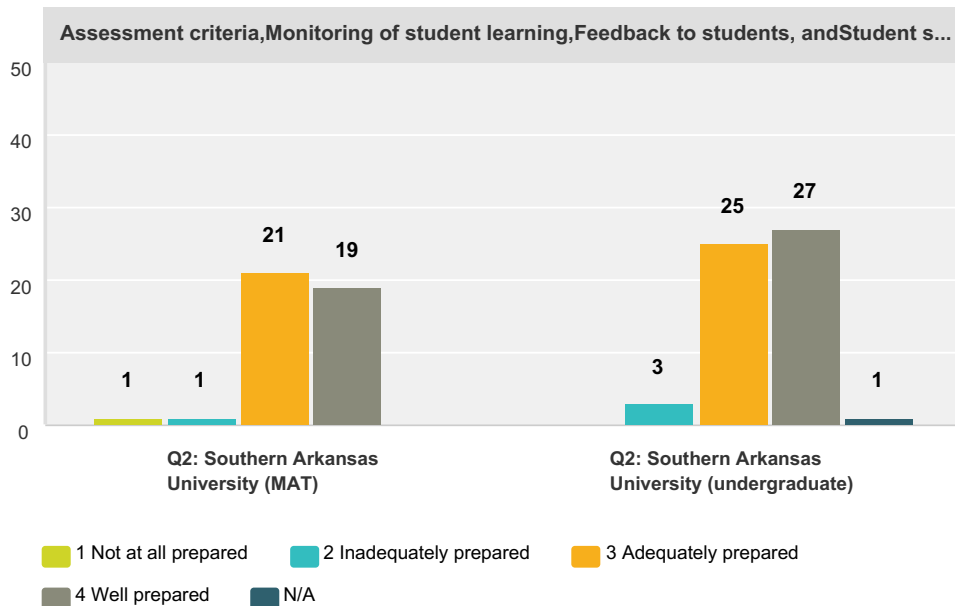
## 2016 (Spring) Novice Teacher Survey



Activities and assignments, Grouping of students, Instructional materials and resources, and Structure and pacing.						
	1 Not at all prepared	2 Inadequately prepared	3 Adequately prepared	4 Well prepared	N/A	Total
Q2: Southern Arkansas University (MAT)	2% 1	5% 2	48% 20	45% 19	0% 0	43% 42
Q2: Southern Arkansas University (undergraduate)	2% 1	5% 3	41% 23	50% 28	2% 1	57% 56

### Q32 Component 3d: Using Assessment in Instruction

Answered: 98 Skipped: 1

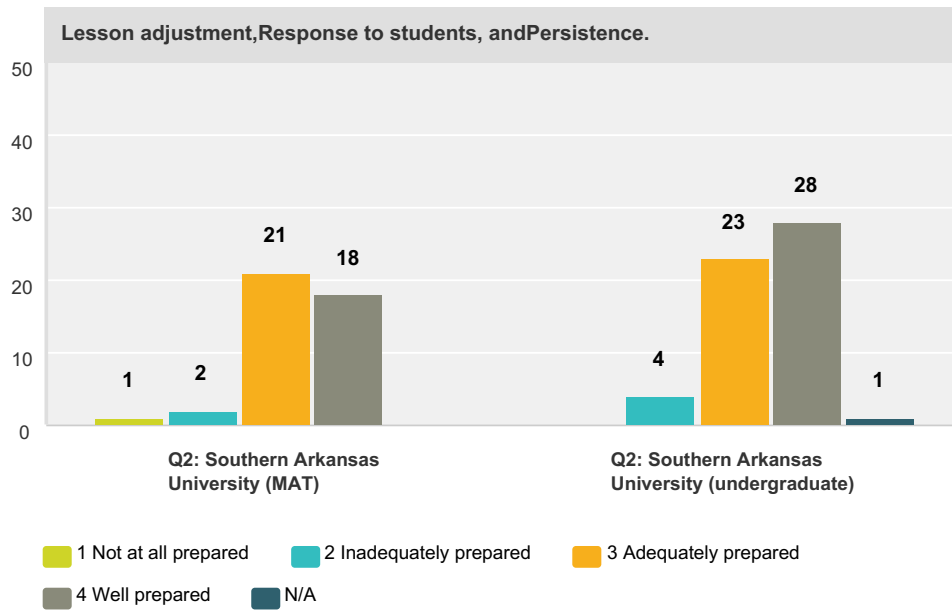


## 2016 (Spring) Novice Teacher Survey

Assessment criteria, Monitoring of student learning, Feedback to students, and Student self-assessment and monitoring of progress.						
	1 Not at all prepared	2 Inadequately prepared	3 Adequately prepared	4 Well prepared	N/A	Total
Q2: Southern Arkansas University (MAT)	2% 1	2% 1	50% 21	45% 19	0% 0	43% 42
Q2: Southern Arkansas University (undergraduate)	0% 0	5% 3	45% 25	48% 27	2% 1	57% 56

### Q33 Component 3e: Demonstrating Flexibility and Responsiveness

Answered: 98 Skipped: 1

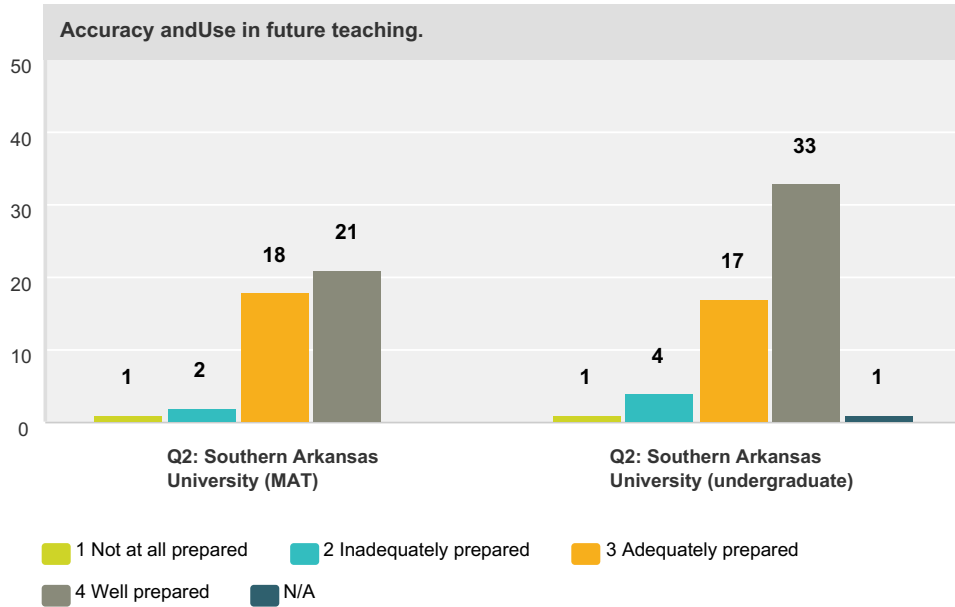


Lesson adjustment, Response to students, and Persistence.						
	1 Not at all prepared	2 Inadequately prepared	3 Adequately prepared	4 Well prepared	N/A	Total
Q2: Southern Arkansas University (MAT)	2% 1	5% 2	50% 21	43% 18	0% 0	43% 42
Q2: Southern Arkansas University (undergraduate)	0% 0	7% 4	41% 23	50% 28	2% 1	57% 56

### Q34 Component 4a: Reflecting on Teaching

Answered: 98 Skipped: 1

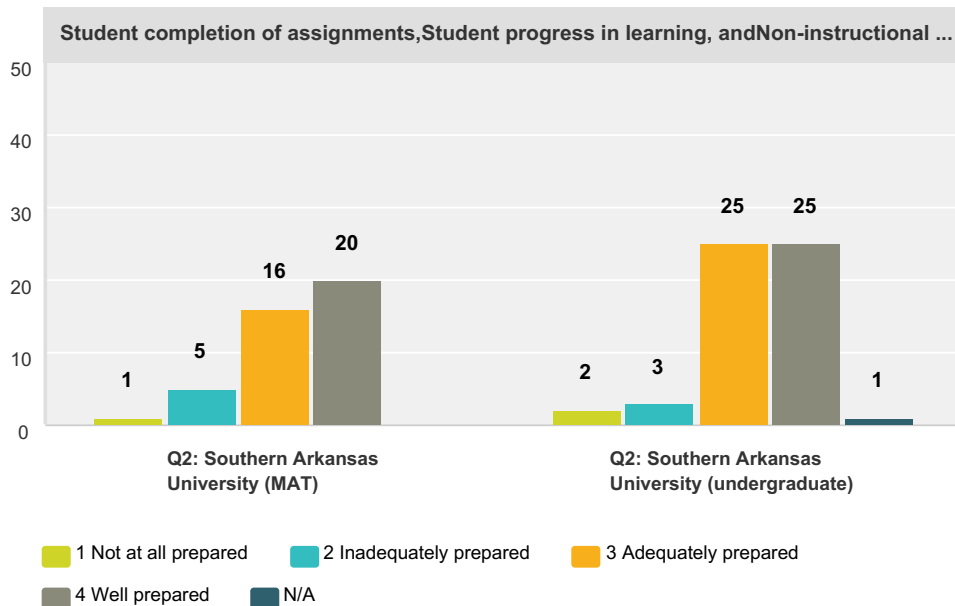
## 2016 (Spring) Novice Teacher Survey



Accuracy and Use in future teaching.						
	1 Not at all prepared	2 Inadequately prepared	3 Adequately prepared	4 Well prepared	N/A	Total
Q2: Southern Arkansas University (MAT)	2% 1	5% 2	43% 18	50% 21	0% 0	43% 42
Q2: Southern Arkansas University (undergraduate)	2% 1	7% 4	30% 17	59% 33	2% 1	57% 56

## Q35 Component 4b: Maintaining Accurate Records

Answered: 98 Skipped: 1

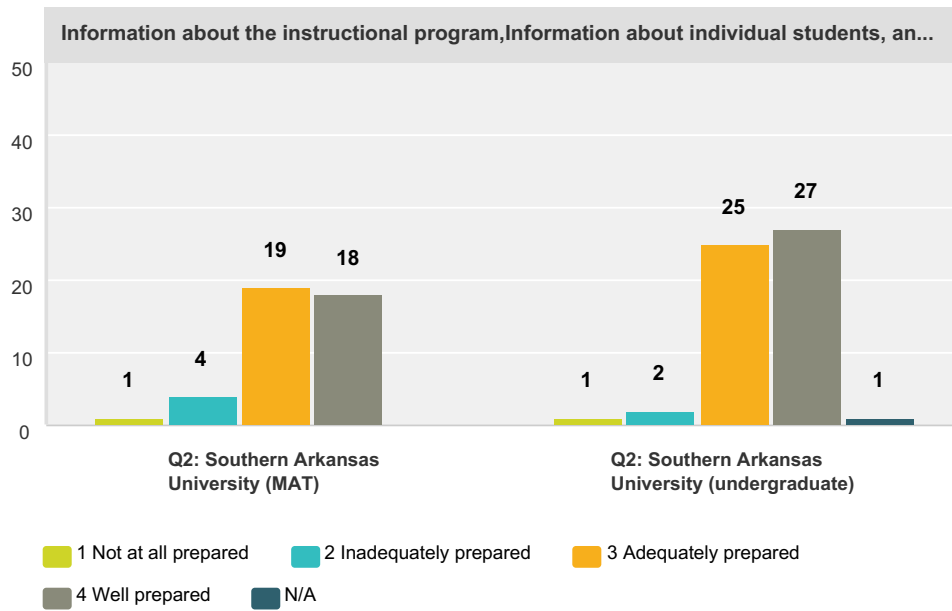


## 2016 (Spring) Novice Teacher Survey

Student completion of assignments, Student progress in learning, and Non-instructional records.						
	1 Not at all prepared	2 Inadequately prepared	3 Adequately prepared	4 Well prepared	N/A	Total
Q2: Southern Arkansas University (MAT)	2% 1	12% 5	38% 16	48% 20	0% 0	43% 42
Q2: Southern Arkansas University (undergraduate)	4% 2	5% 3	45% 25	45% 25	2% 1	57% 56

### Q36 Component 4c: Communicating with Families

Answered: 98 Skipped: 1

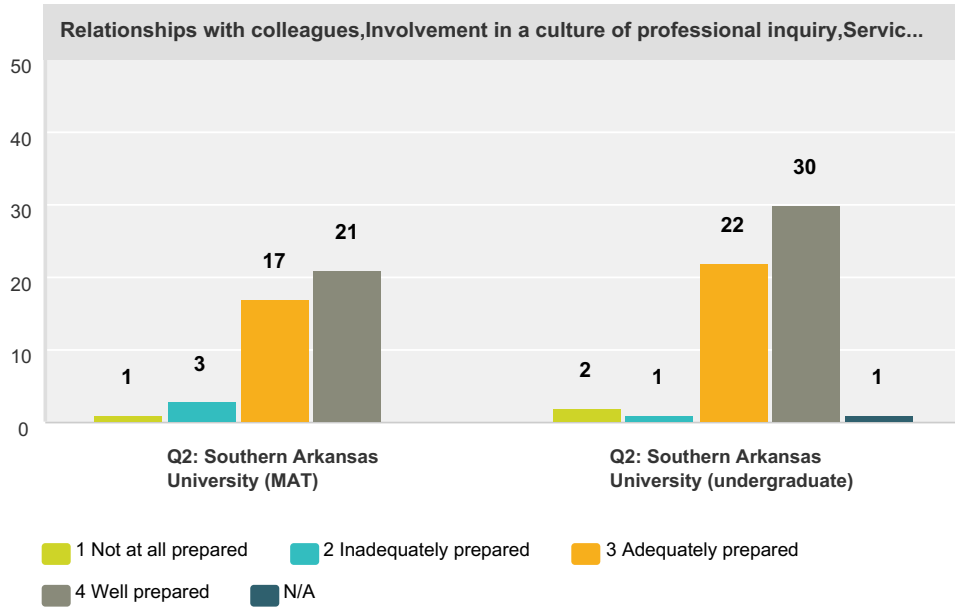


Information about the instructional program, Information about individual students, and Engagement of families in the instructional program.						
	1 Not at all prepared	2 Inadequately prepared	3 Adequately prepared	4 Well prepared	N/A	Total
Q2: Southern Arkansas University (MAT)	2% 1	10% 4	45% 19	43% 18	0% 0	43% 42
Q2: Southern Arkansas University (undergraduate)	2% 1	4% 2	45% 25	48% 27	2% 1	57% 56

### Q37 Component 4d: Participating in a Professional Community

Answered: 98 Skipped: 1

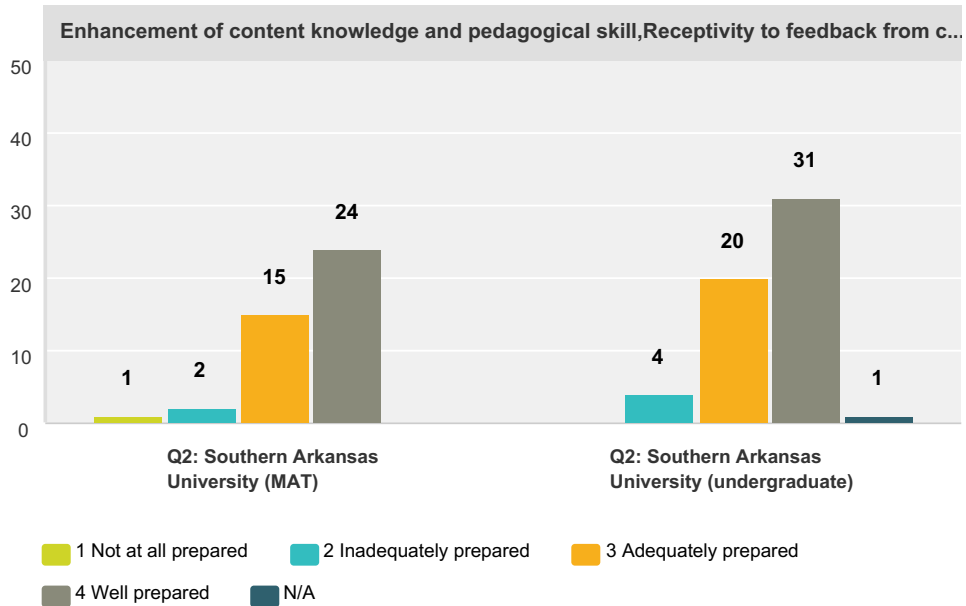
## 2016 (Spring) Novice Teacher Survey



Relationships with colleagues, Involvement in a culture of professional inquiry, Service to the school, and Participation in school and district projects.						
	1 Not at all prepared	2 Inadequately prepared	3 Adequately prepared	4 Well prepared	N/A	Total
Q2: Southern Arkansas University (MAT)	2% 1	7% 3	40% 17	50% 21	0% 0	43% 42
Q2: Southern Arkansas University (undergraduate)	4% 2	2% 1	39% 22	54% 30	2% 1	57% 56

### Q38 Component 4e: Growing and Developing Professionally

Answered: 98 Skipped: 1

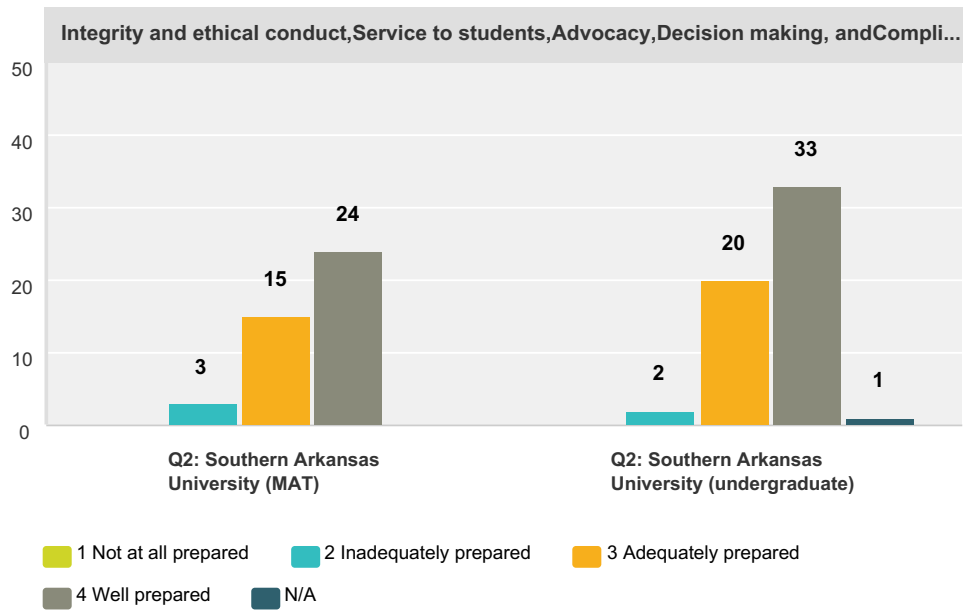


## 2016 (Spring) Novice Teacher Survey

Enhancement of content knowledge and pedagogical skill, Receptivity to feedback from colleagues, and Service to the profession.						
	1 Not at all prepared	2 Inadequately prepared	3 Adequately prepared	4 Well prepared	N/A	Total
Q2: Southern Arkansas University (MAT)	2% 1	5% 2	36% 15	57% 24	0% 0	43% 42
Q2: Southern Arkansas University (undergraduate)	0% 0	7% 4	36% 20	55% 31	2% 1	57% 56

### Q39 Component 4f: Showing Professionalism

Answered: 98 Skipped: 1



Integrity and ethical conduct, Service to students, Advocacy, Decision making, and Compliance with school and district regulations.						
	1 Not at all prepared	2 Inadequately prepared	3 Adequately prepared	4 Well prepared	N/A	Total
Q2: Southern Arkansas University (MAT)	0% 0	7% 3	36% 15	57% 24	0% 0	43% 42
Q2: Southern Arkansas University (undergraduate)	0% 0	4% 2	36% 20	59% 33	2% 1	57% 56